

# **TII GROUP AT A GLANCE**

## **PRODUCTS AND MARKETS**

As a full-range supplier, the TII Group offers a wide range of vehicles to move loads of all kinds, from the modular, self-propelled transporter (SPMT) to transport loads of 15,000 tons and more all the way to vehicles for stock handling in yard logistics.

North American Representative  
**pei**  
PRECISION  
ENTERPRISES, INC.  
+1 (321) 631-3803  
[peispecialized@precweb.com](mailto:peispecialized@precweb.com)



**HEAVY DUTY TRANSPORTATION ON PUBLIC ROADS**



**WIND ENERGY**



**PLANT CONSTRUCTION**



**BRIDGE & TUNNEL CONSTRUCTION**



**SHIPYARD INDUSTRY**



**STEEL INDUSTRY**



**MINING**



**TERMINAL LOGISTICS**



**AEROSPACE INDUSTRY**



**SPECIAL VEHICLES**

# HIGHWAYTRAILER

## THE SUPER-LIGHT-WEIGHT TRAILER SERIES



*SCHEUERLE HighwayTrailer transporting a long load*



*The proven hydraulically suspended pendulum axle technology ensures high tilting stability*

The SCHEUERLE HighwayTrailer is a super-light weight trailer ideally suited for the North American market. The special design of the central middle frame provides the trailer with a very high degree of stability and load-bearing capacity in spite of the

lightweight construction. On request, the Highway-Trailer is also available in a telescopic version. The SCHEUERLE HighwayTrailer is available with gooseneck or drawbar equipment and is equipped with a fully hydraulic suspension.





## COMBINATIONS



HighwayTrailer

HighwayTrailer extended  
with load support



## AREAS OF USE

/ Transportation on public roads

## PAYLOAD RANGE

/ Up to 238,000 lbs (108 t)

## AVAILABLE MODULES

/ Semi-trailer 9-axle 10'0" (fixed version)

/ Semi-trailer 9-axle 10'0" (single telescopic)

/ Semi-trailer 9-axle 10'0" (double telescopic)

## ADVANTAGES

/ Full hydraulic suspension

/ Lowest dead weight in its class

/ Technical payload of up to 238,000 lbs (108 t)

/ Trailer concept for long loads of 30' – 100'  
(9.00 m – 30.50 m)

/ Conforms to most US and Canadian transport  
road regulations

/ Hydraulic gooseneck compensation with  
5th wheel load adjustment

# HIGHWAYGIANT

## INNOVATIVE MODULAR DUAL-LANE TRAILER CONCEPT



*Time- and cost-saving transport and mobilization due to integrated folding mechanism*



*Folded modules can be transported on regular flat bed trucks*


With the development of HighwayGiant dual-lane trailer, SCHEUERLE has raised dual-lane technology to a completely new level. A special feature on the SCHEUERLE HighwayGiant, among other things, is the integrated folding mechanism which allows the complete trailer to be transported in a folded state on standard semi-trailers with road use authorization. Thus, inexpensive approval-free empty runs can be carried out resulting in huge cost-savings – regardless whether it is delivery to or returning from a transport assignment. Due to its low tare weight – which happens to be the lowest on the market – the SCHEUERLE HighwayGiant

dual-lane trailer has been approved for use in most US states, and was specially developed as a flexible vehicle concept in order to fulfil the wide range of requirements found in the North American market. The design not only accommodates the variable vehicle widths (16', 18', 20' / 4.8 m, 5.4 m, 6 m), but there is also the possibility to safely widen the vehicle while it is loaded. When passing state borders, the widening enables to meet the respective road regulations and can be done quite easily and fast – and therefore cost-saving, without being forced to dismount the steering system of the trailer combination.





## COMBINATIONS



## AREAS OF USE

/ Transportation on public roads

## PAYLOAD RANGE

/ 176,000 lbs - 551,000 lbs (80 t - 250 t)

## AVAILABLE MODULES

/ 2-axle / 2-axle ExtraStrong

/ 3-axle / 3-axle ExtraStrong

/ 4-axle / 4-axle PowerBooster

## ADVANTAGES

/ 3-axle module for shorter, better balanced and cost-efficient combination

/ Time- and cost-saving transport and mobilization due to integrated folding mechanism

/ Foldable modules can be transported on regular flat bed trucks

/ Hydraulically adjustable width 16' - 18' - 20'

/ Width adjustable in loaded condition

/ Highest cylinder stroke in its class: 28.3" (720 mm)

/ Gooseneck with infinite 5th wheel load adjustment for full use of tractor capacity

/ A wide range of accessories and options including goosenecks, drawbars, bolsters, decks and special equipment available

/ Compatible with K25 H and accessories of other manufacturers

/ 7' wide axle, 9' axle distance

/ Steering angle of  $\pm 60^\circ$

/ Extremely low weight for maximum payload

# K25 H & INTERCOMBI

## MODULAR TRANSPORT SOLUTIONS FOR ALL PURPOSES



*SCHEUERLE InterCombi transporting concentrated load*



*SCHEUERLE-KAMAG K25 H PowerBooster transporting a long load on bolsters*


### **Self-Propelled, mechanically steered**

The K25 H and InterCombi series are also available as self-propelled modular transporters to be used in configuration with the standard trailers. Powerful PPU enable great drive, lift and lower performance as well as precise steering. The SP (self-propelled) modules open up a wide range of heavy transportation for standard trailers.

### **Self-Propelled, electronically steered**

The electronic steering system of the K25 H and InterCombi provide with a steering angle of  $\pm 140^\circ$  extreme maneuverability under full load. Together with the 7 steering programs and the absolutely accurate drive system SPE (self-propelled, electronically steered) modules solve your job.

## COMBINATIONS



## AREAS OF USE

/ On-site / on public roads

## PAYLOAD RANGE

/ Unlimited due to modular design

## AVAILABLE MODULES

- / Standard platform trailer
- / SL (Split Type)
- / ES (Extra Strong)
- / PB (PowerBooster)
- / SP (Self-Propelled)
- / SPE (Self-Propelled, Electronically Steered)
- / CA (Canada Version)

## ADVANTAGES

- / Steering angle of  $\pm 60^\circ$  ( $\pm 140^\circ$  for SPE)
- / Highest oil volume in its class (K25 H)
- / Freely accessible track rods
- / Special lashing rings for optimal cargo securing
- / Wear-resistant design
- / Strong vehicle construction with extreme manoeuvrability
- / For "end-to-end" and "side-by-side" coupling
- / Wide range of accessories





# POWERBOOSTER

## SPMT AND SECOND TRACTOR IN ONE VEHICLE



*The PPU can be placed at the rear as well as on the vehicle itself*



*The PPU attached at the rear can vary its angle to adapt to road condition*

### **1. Assist mode on transportation routes with gradients:**

As soon as a tractor has no sufficient power to manage the incline, i.e. the speed drops below 9 mph (14 km/h), the driving gear starts automatically, thus providing sufficient thrust.

### **2. On public roads – as trailer combination:**

Once the driving gear is switched off, the drive unit can achieve a speed of 50 mph (80 km/h) in the transport combination with a prime mover.

**3. For in-plant transports:** For in-house transports, the drive unit with PPU can be controlled via remote control.

### **4. Mechanical “side-by-side” coupling:**

A further possibility for the in-house transport is the mechanically coupled side-by-side combination. Due to the wide supporting base, payloads with a high centre of gravity can be transported.

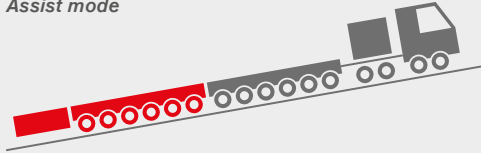
### **5. Mechanical “end-to-end” coupling:**

The PowerBooster can be used as a traction unit at the front or as a thrust machine at the rear part of extremely long combinations.

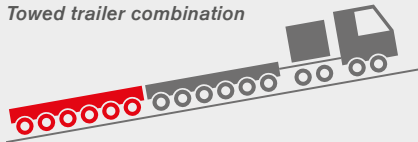




*Assist mode*



*Towed trailer combination*



*Control without truck*



*End-to-end coupling*



## **AREAS OF USE**

/ On-site / on public roads, global

## **PAYLOAD RANGE**

/ Unlimited due to modular design

## **AVAILABLE MODULES**

/ SCHEUERLE-KAMAG K25 H PB

/ SCHEUERLE InterCombi PB

/ SCHEUERLE WideCombi PB

/ SCHEUERLE HighwayGiant PB

/ KAMAG PTL OffroadTrailer PB

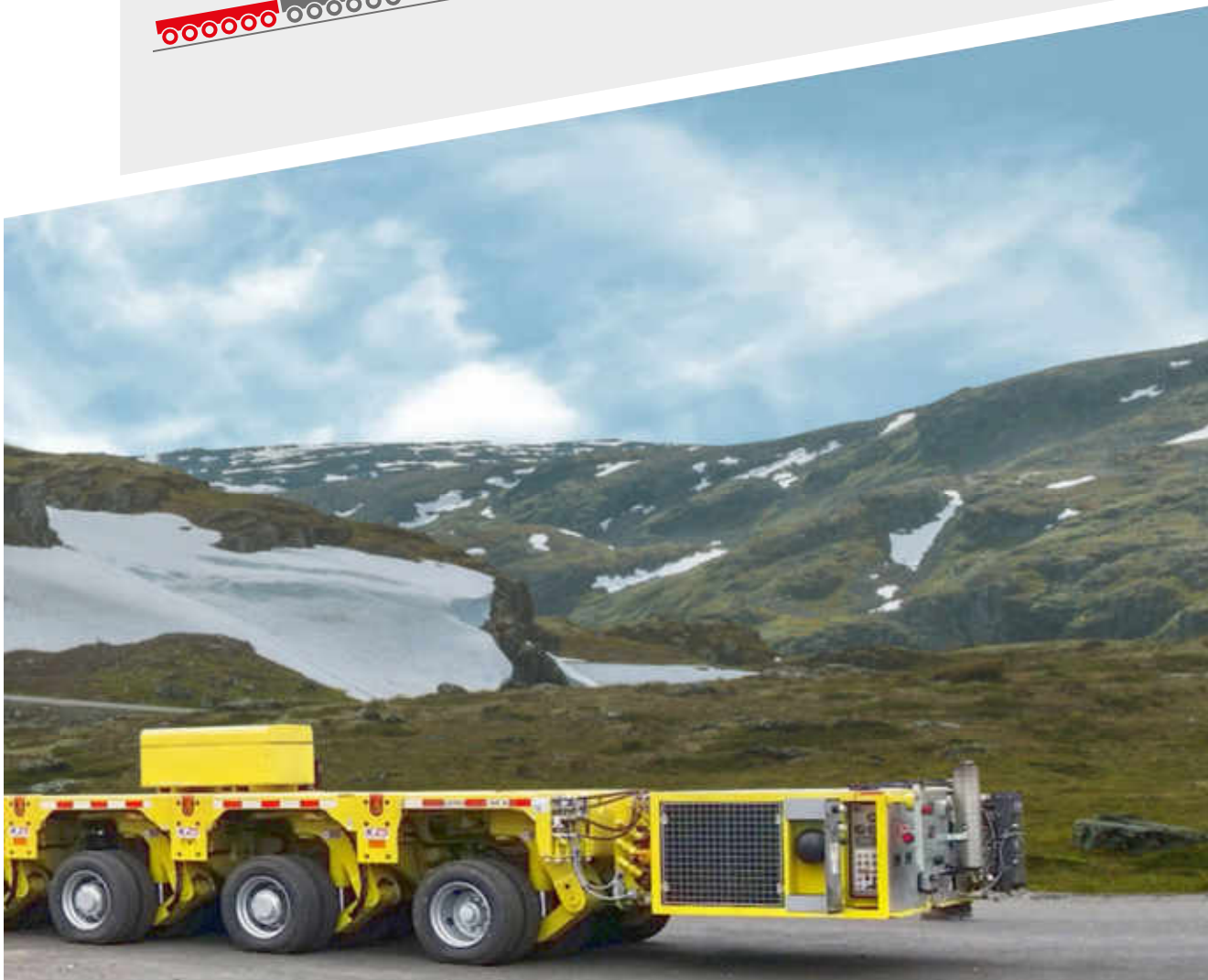
## **ADVANTAGES**

/ PB-vehicles can be towed up to 50 mph (80 km/h)

/ Once arrived at its destination, the vehicle can be operated as a self-propelled modular transporter

/ Additional thrust can save an additional tractor during operation

/ PB-vehicle modules can be coupled into bigger vehicle compounds



# SHT

THE STANDARD AROUND THE WORLD



*SHT of the TII Group are known for their reliability as well as for their precise steering*



*Shipyards around the world use SHT made by TII Group to move huge and heavy components*

## **SHT Technology – reliability on wheels**

SHT transporters made by the TII Group have revolutionized the transportation of individual sections to completed ships in the shipbuilding industry. Extreme loads of 1,000 tons and more can be moved using only one vehicle. By combining several vehicles to one large unit, extreme loads of up to 15,000 tons

and more can be transported. Precise steering and a hydraulic drive unit that allows accurate positioning and powerful lifting hydraulics make the vehicles an indispensable piece of equipment for ensuring cost-effective logistical operations in the shipbuilding industry.






## COMBINATIONS



4x SHT



## AREAS OF USE

/ Shipyards / fabrication yards

## PAYLOAD RANGE

/ 273,000 - 2,205,000 lbs (124 - 1,000 t)

## STANDARD VEHICLES

/ 4 to 32 axles

/ Platform length up to 83.5' (25.5 m)

/ Platform width up to 32.8' (10 m)

/ More payload and bigger versions available on request

## ADVANTAGES

/ Robust vehicle design

/ Precise steering with  $\pm 165^\circ$  steering angle

/ Proven SCHEUERLE pendulum axles

/ Electronic steering

/ Broad range of safety and comfort features

# SPMT

## SELF-PROPELLED MODULAR TRANSPORTERS



*SCHEUERLE SPMT transporting tower crane segment in a North American harbour*



*SCHEUERLE SPMT transporting splitter column*

### **SPMT Technology – extremely robust, extremely strong**

SCHEUERLE SPMT (Self-Propelled Modular Transporters) have moved giant loads all over the world. The transporters are based on 30 years of experience with self-propelled modular transports. With our technology, loads in excess of 15,000 tons, such as

factory-modules for power stations, seawater desalination plants and oil exploration equipment as well as offshore platforms are transported safely and reliably to their final destinations.







### **AREAS OF USE**

/ On-site, global

### **PAYLOAD RANGE**

/ 189,000 lbs (86 t) - unlimited

### **STANDARD VEHICLES**

/ 3 / 4 / 5 / 6 / 7 / 8 axle modules  
with 132,000 lbs (60 t) axle load

/ SPMT SL (Split Type)

/ SPMT F (Fast Runner)

/ SPMT AC (Operable down to -40°F / -40°C)

/ SPMT Widening Solutions

### **ADVANTAGES**

/ SPMT of the last 25 years can be coupled

/ Super precise electronic steering technology

/ Operable mechanically coupled or in open compounds

/ Most proven technology in the market

/ Ultra sturdy frame – highest resistance moment in the market

/ Cross hire rental – you can hire axle lines as needed everywhere around the world

/ Container flat rack loadable thus cheaply shippable

/ Leads the competition in all technical configurations

# SPMT LIGHT

## THE VERSATILE ALLROUNDER



*SPMT Light transporting a rescue head for the oil industry*



*SPMT Light with steel girder for bridge construction*

### **Compact allrounder – electric- or diesel-hydraulic drive**

The SCHEUERLE SPMT Light with two or four axles is a compact allrounder, guaranteeing full flexibility for smaller transportation tasks, e. g. in production halls. Payloads of up to 86 / 176 tons are possible with two or four axles. Naturally, the SPMT Light also offers the known benefits of the conventional SCHEUERLE SPMT,

such as the robust design of the chassis and the electronic multi-directional steering complete with all known steering programs. Fixing points on the topside of the platform allow the mounting of cargo control posts for the transportation of long materials.





## VEHICLE TYPES



SPMT Light 2-axle



SPMT Light 4-axle



## AREAS OF USE

/ On-site, global

## STANDARD VEHICLES

/ 2 axles

/ 4 axles

/ Diesel engine and electric drive

## ADVANTAGES

/ Available with diesel- or electro-hydraulic drive

/ Coupled mechanically (side-by-side) or electronically in an open combination

/ Proven technology from the renown SPMT series

/ Same multitude of steering programs as the SPMT series

/ Integrated Power Pack Unit





# TII SALES

**REALLY CLOSE TO YOU**

## Available to you 24/7

SCHEUERLE, NICOLAS, KAMAG and TRATEC have bundled their customer service for all brands and sites in the joint sales organization TII Sales GmbH & Co. KG. With a wide network of representatives and their own distribution centers, the TII Sales staff is available as your point of contact around the world. This guarantees comprehensive consulting on the spot, right from the start.

## Benefit from us!

Whether you would like to convert an existing fleet or solve individual transportation issues – TII Sales offers the required expertise to always provide customers of the TII Group with the ideal solution. We recognize specific requirements, discuss them with you and promptly offer the best vehicles. In doing so, we will focus on the future together. How is the market developing, how can you change your existing fleet if needed, which accessories

and expansions are worth considering to grow your business – TII Sales will advise you in all of these questions and provide you with the collective know-how of all four companies.



## SERVICE OFFERED BY THE TII GROUP

### LIFELONG PARTNERSHIP

The service offered by the TII Group provides for global support during the entire service life of the vehicles. Service team members can be reached 24/7 via a free hotline. From the acceptance of new vehicles, training and instructions on the vehicle via modifications and overhauls all the way to repairs and the supply of spare parts, the TII Group offers all types of services to ensure the efficient operation of the vehicles for their customers worldwide. This range of services is complemented by accompanying support services. In particular, this includes financing support, procurement of used

vehicles to other interested parties, consulting on planned transports as well as tailor-made service packages. Building on the specific product data, the documentation and operating instructions, training measures are performed on the product to address the customer's needs. An essential element of the service range also includes modifications and overhauls. With targeted measures, customers can ensure an even longer-term use of the vehicles acquired. Immediate support is ensured by the global cooperation with service partners and our own technicians. A well-assorted stock of spare parts

facilitates prompt maintenance. The TII Group offers security of supply for spare parts and small accessories for the entire product range and the regular life cycle of a product, thus guaranteeing operational reliability for the user.



#### Contact Service

Phone: +49 7941 691 111

E-Mail: [service@tii-sales.com](mailto:service@tii-sales.com)

North American Representative

**pei** +1 (321) 631-3803  
PRECISION ENTERPRISES, INC. [peispecialized@precweb.com](mailto:peispecialized@precweb.com)